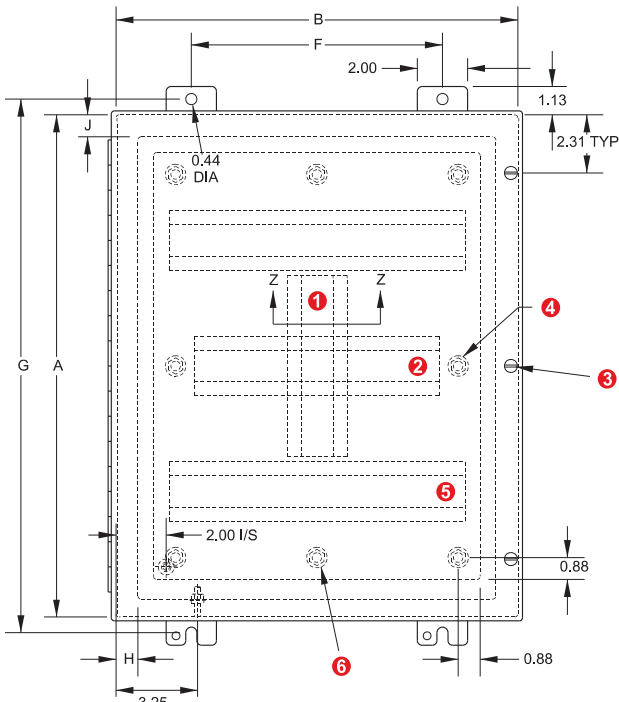


1418J Series - NEMA 12

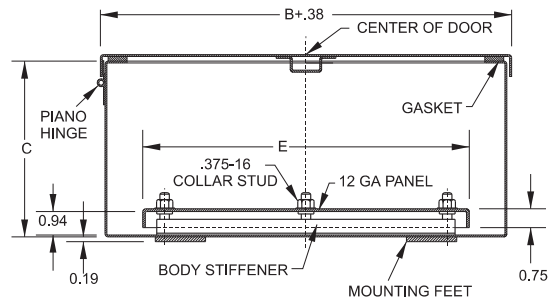
Industrial Enclosures

Junction Boxes

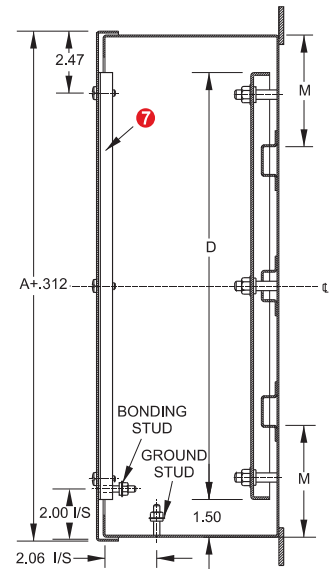


Front View

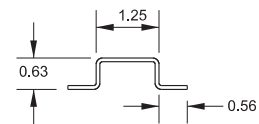
- 1 Vertical body stiffener req'd on M only
- 2 Omit center body stiffener if A is less than 41"
- 3 Omit if A is less than 31"
- 4 Omit 2 center studs if A is less than 31"
- 5 Omit body stiffeners if B is less than 29"
- 6 Omit 2 middle studs if B is less than 31"
- 7 Omit door stiffener if A or B is 24" or less



Top View



Side View



Section Z-Z

Part No.	Panel Dimensions					Centers				Ship Wt. lbs
	A	B	C	D	E	F	G	H	J	
1418JB7	16	12	7	13	9	6	17.25	0.88	0.50	30
1418JC7	20	16	7	17	13	10	21.25	0.88	0.88	38
1418JD7	20	20	7	17	17	14	21.25	0.88	0.50	45
1418JE7	24	20	7	21	17	14	25.25	0.88	0.50	54
1418JJ7	24	24	7	21	21	18	25.25	0.88	0.50	63
1418JF7	30	20	7	27	17	14	31.25	0.88	0.50	70
1418JK7	30	24	7	27	21	18	31.25	0.88	0.50	78
1418JL7	36	24	7	33	21	18	37.25	0.88	0.50	90
1418JC9	20	16	9	17	13	10	21.25	0.88	0.50	42
1418JD9	20	20	9	17	17	14	21.25	0.88	0.50	45
1418JE9	24	20	9	21	17	14	25.25	0.88	0.50	60
1418JJ9	24	24	9	21	21	18	25.25	0.88	0.50	67
1418JK9	30	24	9	27	21	18	31.25	0.88	0.50	85
1418JF9	30	20	9	27	17	14	31.25	0.88	0.50	70
1418JM9	36	30	9	33	27	24	37.25	1.38	1.38	120
1418JL9	36	24	9	33	21	18	37.25	0.88	0.50	100
1418JO9 ¹	42	30	9	39	27	24	43.25	1.38	1.38	137
1418JP9 ¹	42	36	9	39	33	30	43.25	1.38	1.38	165
1418JJ11	24	24	11	21	21	18	25.25	0.88	0.50	73
1418JL11	36	24	11	33	21	18	37.25	0.88	0.50	107
1418JS11 ¹	48	36	11	45	33	30	49.25	1.38	1.38	187
1418JK13	30	24	13	27	21	18	31.25	0.88	0.50	94
1418JM13	36	30	13	33	27	24	37.25	1.38	1.38	131

¹ Does not meet JIC requirements

When A=	M=
30	7.00
36	9.00
42	9.88
48	11.38